



Postmark Atlanta  
Atlanta Stamp Collector's Club



Affiliate club #0357-031583  
May 2022 Newsletter

Just to keep you on your toes the meeting location for May 2 is Manuel's Tavern at 602 North Highland Ave. NE, Atlanta. We will have the "back room" which is to the right when you enter the front door. There are a couple of lots marked for Manual Tavern parking.

There are several dates the Fulton County Library is not available so it is important to check the newsletter for correct meeting locations. The ZOOM meeting for 3<sup>rd</sup> Monday at least is easy. We will continue our Third MONDAY as a "virtual" Atlanta Stamp Collector's Club meeting hosted by member Lloyd Nutter. Lloyd sends out a Zoom invitation a couple days before the meeting. If you do not get an invitation for the meetings, please contact Lloyd to make sure he adds you to his list. Emailing him: [trains56@charter.net](mailto:trains56@charter.net). Also, if you need to test how Zoom works, Lloyd will be glad to give you a test.

### UPCOMING EVENTS

April 29 – 30, 2022      GWINPEX 2022 Spring Stamp Show, Mountain Park United Methodist Church Family Life Center, 1405 Rockbridge Rd. Stone Mountain, GA 30087. Hours 10 AM to 5 PM both days. Concession Stand and Youth Table with activities and free stamps for 18 and under.

May 2, 2022              Atlanta Stamp Collector's Club Meeting and Auction at 7:00 **Manuel's Tavern**, 602 North Highland, Atlanta.

May 7, 2022              Stamp Trading at home of Don Laberteaux, 5008 Brandlwood Ct., Lilburn, GA from 9 – 11 a.m. Coffee, talking and stamps. Call Don at 770-381-7114 for details.

May 16, 2022             Atlanta Stamp Collector's Club ZOOM meeting at 7:00. Presentation by Mel Coe on NASA local post.

June 3 – 5, 2022         NAPEX, National Philatelic Exhibitions of Washington DC, McLean Hilton at Tyson's Corner, 7920 Jones Branch Dr. McLean, Virginia, <http://www.napex.org>

June 4 – 5, 2022         HUNTSPEX 2022. New location Jaycee Community Building, 2180 Airport Road SW, Huntsville, AL 35801 <http://www.sefsc.org/huntspepex.html>

June 6, 2022 Atlanta Stamp Collector’s Club meeting. Location and time To be Determined.

June 20, 2022 Atlanta Stamp Collector’s Club ZOOM meeting at 7:00.

July 30 – 31, 2022 CHARPEX 2022. Worrell Building, Central Piedmont Community College, 1201 Elizabeth Ave. Charlotte, NC 28235. <http://www.sefsc.org/charpex.html>

August 25 – 28, 2022 Great American Stamp Show. SAFE Credit Union Convention Center, 1400 J St. Sacramento, California <http://www.stamps.org/GASS>

**Be sure to confirm the COVID protocols for upcoming shows.**

# # # # # # # # # # # # # # # # #

## **Perforations and Fumigation - Controlling Infected Mail**

**By Steve Swain**

Disinfection of mail in an effort to control the dissemination of smallpox, plague, typhus, cholera, yellow fever, leprosy, tuberculosis and other pestilences has often been attempted in various locations in the United States since Colonial times. Yellow fever alone accounted for thirty-five outbreaks in the U.S. between 1702 and 1800, with annual outbreaks taking place from 1800 to 1879.

But what methods were used to hopefully cleanse the mail before its delivery? In the case of yellow fever, American post offices would perforate envelopes (and, unfortunately, their contents) with holes that would allow fumigating gasses to penetrate the envelope.

The holes were created by a paddle, or “rastel,” as shown below, courtesy of the National Postal Museum.



**Underside view of the perforation paddle.**



**Side view of the perforation paddle.**

Nails were driven through a wooden paddle and then used like a hammer to poke numerous holes in envelopes. The second step in the process was to sanitize the envelope by exposing it to gasses like sulfur dioxide or formalin.

The use of the paddles followed by fumigation with gasses was widespread by the late 19th century. Although it did not likely change anything, the postal service continued to perforate and fumigate mail into the early 1900s.

Courtesy of Thomas Lera, Florida Postal History Society, the cover below was punctured and fumigated on August 21, 1888, in Palatka, Florida. The red arrows show the puncture holes made by a paddle.



Punctured and fumigated on September 28, 1888, is the below cover, again with the red arrows showing the puncture holes.

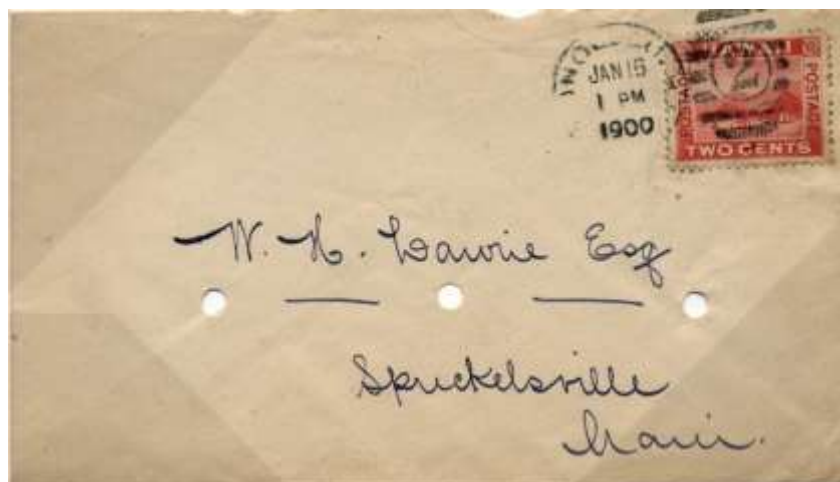


Adopting the same fundamental strategy but without a perforation paddle was the method used in Hawaii during the bubonic plague outbreak from December 12, 1899, to April 20, 1900.

In each corner of the below envelope, large holes were punched to allow fumigating gasses to absorb into the envelope.



The same method was used on a January 15, 1900, mailing from Honolulu to Kahala, although the holes in this piece were punched in the middle of the envelope, not the corners.



For engaging articles and examples of disinfected mail, visit the Disinfected Mail Study Circle at <https://disinfectedmail.org/>.



# # # # # # # # # # # # # # # # #

The Philatelist's Psalm

**Stamp Collecting is my hobby, I shall not be bored**

**It maketh me to do research on far places.**

**It causeth me to correspond with odd people.**

**It keepeth me alert.**

**It leadeth me into areas of understanding for curiosity's sake.**

**Yea, though I live through a winder of inclement weather, I will feel no boredom, for my stamps are with me.**

**They provideth me with a means of escaping from the tensions of my responsibilities.**

**They filleth my house with books**

**My cash runneth lower**

**Surely interest and knowledge shall follow me all the days of my life.**

**And I will be listed in the ranks of the philatelists forever.**

Thanks to Linda Ames for providing this sentiment.


# # # # # # # # # # # # # # # # #

# MR. MICAWBER, KYD AND THE ROYAL MAIL

By Colin Clark

*Ride on over all obstacles, and win the race!* – **Wilkins Micawber**

In 2012, Royal Mail (GB) issued a set of stamps celebrating the 200<sup>th</sup> anniversary of the birth of Charles Dickens. The stamps featured artwork of various iconic Dickens' characters, from some of his famous novels. The highest value stamp of this set (the example shown in **Figure 1.** below), showed a caricature of the *David Copperfield* novel character **Mr. Micawber**.




The source of the artwork was derived from the illustrative work of **Joseph Clayton Clarke (1857 – 1937)** who worked under the pseudonym “**Kyd**”. He was a British artist best known for his illustrations of characters from the novels of Charles Dickens.

His artwork was published in magazines or sold as watercolor paintings, rather than included in an edition of the novels. He also designed cigarette cards and postcards. Clarke's Dickensian caricatures first appeared in **1887** in *Fleet Street Magazine*. As regards his personal appearance, **Clarke** dressed in the style of **Micawber**, including the fact that he donned spats and gloves.

The artist's signature (“**Kyd**”) is located on the featured postage stamp artwork, at the apex of the letter **A** in the city of **SUNDERLAND** postmark name (see the image **Figure 1.** above). The postmark was applied by the use of a **self-inking counter date stamp**. These date stamps were consistently 23 mm in diameter with a fancy “petal-style” edge.<sup>1</sup>

The set included six (6) stamps, of which this **1.90 GBP** value was the highest value, which was primarily used for international mail.

	<p><b>NOTE:</b> Wilkins Micawber (the <i>David Copperfield</i> character) was modeled on Charles Dickens father, <b>John Dickens</b>, who like <b>Mr. Micawber</b> was incarcerated in a debtors' prison after failing to meet his creditors' demands.</p>	<b>MICAWBER</b>
---	--	-----------------

## Reference

1. *Collect British Postmarks: The Handbook to British Postmarks and their Values*, 9<sup>th</sup> Edition (December 2013, p.181, 187), Stanley Gibbons.

---

All prior newsletters of the club are available on our club web-site. To access the Atlanta Stamp Collectors Club's website page (per the below image):

1. Enter sefsc.org in your browser.
2. From the main top-of-page menu, hover over Stamp Clubs.
3. Hover over Georgia.
4. Click Atlanta Stamp Collectors Club.



---

### Member Dealers?

Many of our members will have tables at GWINPEX 2022 On April 28 and 29. Are there any members who are using web-sites to sell stamps? We would like to include information in the newsletter about your site or link.

---

There are online Stamp Chat events sponsored by American Philatelic Society using Zoom. You can see the archive of StampChat programs and register for upcoming chats at this link: <https://stamps.org/news/sc/stampchats/p/1>

There were many Stamp Chats recorded once we all locked down and it may be easier for you to access on the APS Presents YouTube channel. There are also Stamp Stories and Behind the Scenes at APS videos. The variety of subjects now available is amazing. <https://www.youtube.com/user/AmericasStampClub> is the link to check out all the programs. Maybe one of our members would like to host a presentation and include one of these videos.

---

### Favorite Stamp of 2021

Linn’s Stamp News has again provided the results of their annual poll on the stamps issued by the United States Postal Service. For 2021 they received 1,905 ballots and the winner of the Favorite Stamp was the sheet of 10 Heritage Breeds showing farm animals. That set of stamps also received the most Best Design votes. However even if this was the “Favorite” the stamp with the most votes as MOST IMPORTANT was the stamp honoring Japanese American Soldiers of WWII.



# # # # # # # # # # # # # # # # #

If you are interested in writing for our newsletter or presenting to our club at one of our monthly meetings, please contact me at the email below or Scott Holmberg at [sdholmberg1@gmail.com](mailto:sdholmberg1@gmail.com) with your ideas.

LeA Coe, Secretary

[leacoe@bellsouth.net](mailto:leacoe@bellsouth.net)